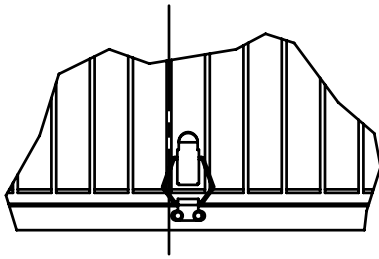
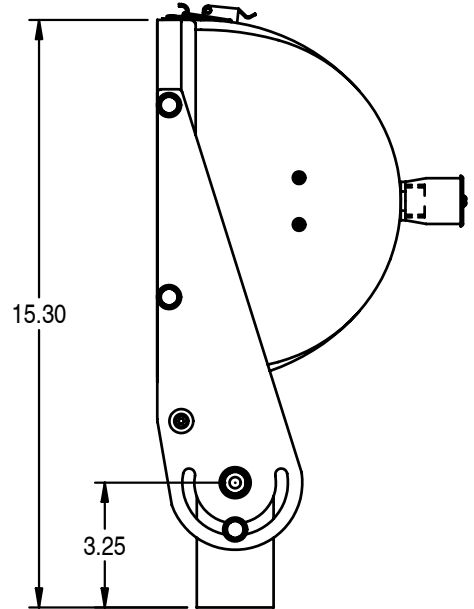
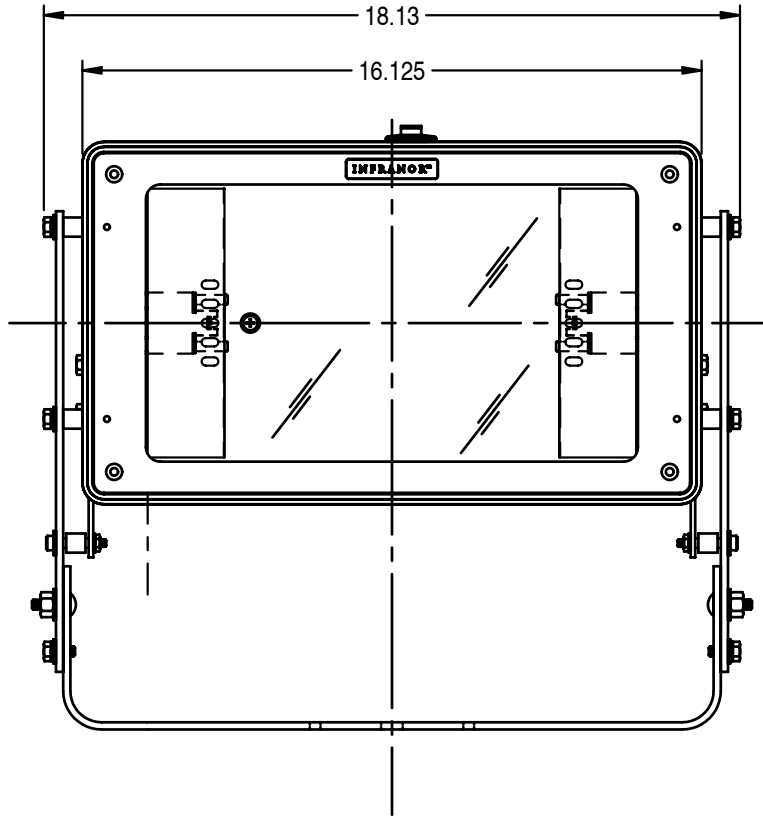


REV	DATE	RECORD	DESN	CHCK



LIGHT DISTRIBUTIONS
 RN - RECTANGULAR NARROW
 RM - RECTANGULAR MEDIUM
 RW - RECTANGULAR WIDE



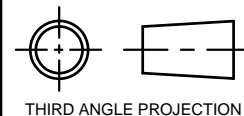
INFRANOR ASL, 900 WATT QUARTZ

- | | |
|------------------------------------|--|
| HOUSING: DIE CAST ALUMINUM | CORD: 16/3 TYPE STO-W, 6FT. LONG |
| LENS: 3/16" TEMPERED GLASS | LAMP: 900 WATT QUARTZ, DOUBLE ENDED T3, 277 VOLT |
| REFLECTOR: ALUMINUM LIGHTING SHEET | YOKE: 1/4" THICK X 2" WIDE STEEL BAR |
| LAMPHOLDER: QUARTZ R.S.C. | FINISH: BLACK PAINT |

CRITICAL DIMENSIONS

UNSPECIFIED TOLERANCES: INCHES
 X.X=±0.1 X.XX=±0.03 X.XXX=±0.010
 FRACTIONS=±1/32 ANGULAR TOLERANCE=±1°

DIMENSIONS IN INCHES
 DIMENSIONS IN [] IN MM
 CONFORMS TO ASME Y14.5M
 DO NOT SCALE PRINT



DRAWN:
 RWS 08/08/06

CHECKED BY:

ENGINEERING:

CATALOG NO.
 SLS



This document contains confidential and proprietary information of Hubbell Lighting. Receipt or possession of this document does not convey any rights to reproduce or disclose its contents, or to make, use, or sell anything it may disclose. Reproduction, disclosure, or use of the document or its contents, without the specific written authorization of Hubbell Lighting, may violate the intellectual property rights of Hubbell Lighting.

ASL - 900 WATT QUARTZ

MATERIAL:		FINISH: AS NOTED	PART NO. ASL-900	
SCALE NONE	SIZE A	DRAWING NO. ASL-900	REV. -	SHT 1 1 SHTS

