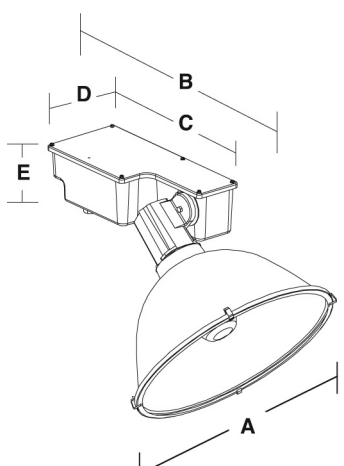


Job	Type
-----	------

Dimensions



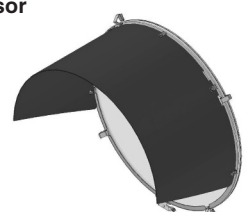
EPA
2.8 ft.²
.03 m²

Integral Ballasted System Axial Optics


A	B	C	D	E
22.87"	35.75"	20.13"	8.75"	5.5"
579 mm	907 mm	511 mm	223 mm	140 mm



Notes: Aimed 40° below horizontal.

Optional V2 Visor



Specifications



NRTL/C

Housing
Die cast aluminum housing. Isolated die cast aluminum socket housing. Isolated ballast compartment. Isolated capacitor compartment. Isolated wiring chamber (maximum 90° input cord.) Vertical aiming/repositioning memory. Horizontal aiming indicator. Lektrocote® polyester powder paint finish (gray).

Optics
Anodal® finished parabolic reflector. Four point latching. Stainless steel lens ring. Stainless steel door hinge. Silicone gasketing. Tempered clear glass lens. Filtered optics. Lamp support standard 22 7/8" diameter maximum.

Installation
One captive mounting bolt (3/4" dia.) installed in fixture. Aiming sight included. FAST AIM system. Modular shipment (ballast/optics). Single ballast cover plate for easy access.

Special Features
1g, 100,000 cycle vibration tested. Wind tunnel tested to 120 m.p.h. Captive hardware. Hubbell Gard™ treated external hardware. UL 1598 listed and CSA NRTL/C certified for 40°C ambient operation. External fusing access. Mogul socket, 4kv pulse rated, 600v rated. 100% factory electrically tested. Designed as a system.

Ordering Information

Fixture Data	series	watt	lamp type	ballast	beam dist.	voltage	lamp	option	option
SLS	H	1	L						

SERIES

SLS	Sportsliter System
------------	--------------------

WATT

0400	400W
1000	1000W
1500	1500W

LAMP TYPE

H	Metal Halide
S	High Pressure Sodium ⁵

BALLAST TYPE

1	HPF regulated PLA
----------	-------------------

BEAM DISTRIBUTION

2	NEMA type 2
3	NEMA type 3 ⁴
4	NEMA type 4
5	NEMA type 5
6	NEMA type 6

VOLTAGE

5	480V
8	Quad-Tap® (120, 208, 240, 277V)
6	Tri-Tap (120, 277, 347)
E	220/240V, 50 Hz.

LAMP

L	Lamp (shipped separately)
----------	---------------------------

OPTION

F¹ (X)	Fusing
PH²	Protective Hull
V2³	12" External Visor

1. Replace "X" with 1-120V; 2 -208V; 3 -240V; 4 -277V; 5 -480V; 6 -347V.
 2. Hull adds 4lbs. to total weight, shipped separately.
 3. Shipped separately.
 4. Not available on HPS.
 5. 1000W & 400W available on HPS only.

Comments	
----------	---